



Prairie Wind Elementary
Board Report
2021-2022

School Demographics

Staff	2019-2020	2020-2021	2021-2022
Certified	33	32	31
ESP	25	26	25

School Enrollment

Fall	Jr K	K	1	2	3	4	5	6	Total
Oct. 1st 2019	NA	42	37	51	45	47	57	68	347
Oct. 1st 2020	NA	34	35	34	49	50	42	55	299
2021-2022 (Current)	12	40	31	38	38	48	50	42	299

Subgroups

*Subgroup data from the state is a year behind.

		2019-2020			2020-2021			2021-2022 Current		
Category		School	District	State	School	District	State	School	District	State
Gender	Female	46%	49%	48%	43%	49%	48%	%	49%	TBD
	Male	54%	51%	52%	57%	51%	52%	%	51%	TBD
IEP		11%	12%	14%	15%	12%	14%	%	11%	TBD
Free/Reduced		31%	32%	35%	20%	35%	33%	%	30%	TBD
Mobility		10%	16%	NA	13%	14%	NA	TBD	TBD	NA
ELL		1%	4%	3%	2%	4%	3%	%	4%	TBD
Ethnicity	White	87%	83%	78%	88%	83%	77%	%	85%	TBD
	Hispanic	8%	12%	14%	6%	12%	14%	%	11%	TBD
Other Minority		5%	5%	8%	6%	5%	9%	%	4%	TBD

Overall School Performance

Overall School Performance on Indicators

Only students enrolled for a full academic year (FAY) are included (FAY is from first school day in October to midpoint in test window)

Indicator	WAEA Target Level	ESSA Norm Category	Count of Students	Description
Growth	N/A	N/A		WAEA: The mean student growth percentile (MGP) in reading and math combined for all students in grades four through eight as measured from prior year PAWS to current year WY-TOPP.
				ESSA: The mean student growth percentile (MGP) in ELA and math combined for all students grades four through ten.
Equity	N/A	N/A	;	The weighted mean student growth percentile (MGP) with MGP of students who scored in the bottom 25% of students on the prior year test weighted at 80% and the MGP of the remaining students weighted at 20%.The reported count of students for this indicator reflects the number of students with tests in the consolidated subgroup and the number of students with tests not included in the consolidated subgroup. In some cases, students have a test in each group.
Achievement*	Meets Target 54	Average 54.1	194	WAEA: The percent proficient or above on the state test in English language arts, mathematics, and science.
			194	ESSA: The percent proficient or above on the state test in English language arts and mathematics.
ELP	N/A	N/A	3	The percent of English learners who met their annual goal for English language proficiency.

* A school's achievement score may be lowered if the school does not meet the 95% participation rate requirement

FAY School Participation Rate Status WAEA: **Met**

FAY School Participation Rate Status ESSA: **Met**

Overall School Performance

	WAEA Performance Category Cut Scores			ESSA Performance Category Cut Scores		
	Below Targets	Meeting Targets	Exceeding Targets	Below Average	Average	Above Average
Growth	<	>= and <	>=	<	>= and <	>=
Equity	<	>= and <	>=	<	>= and <	>=
Achievement	< 51	>= 51 and < 68	>= 68	< 47.7	>= 47.7 and < 58.6	>= 58.6
ELP	< 36	>= 36 and < 60	>= 60	< 27.7	>= 27.7 and < 50.0	>= 50.0

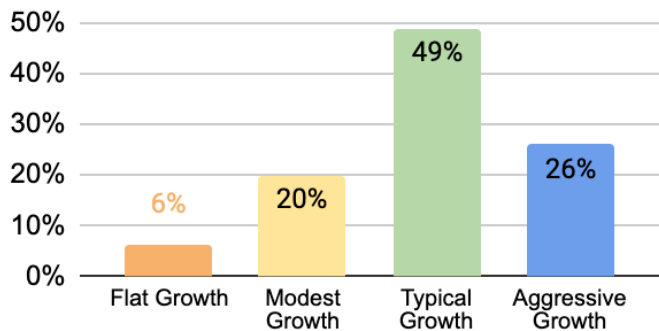
State Assessment WY-TOPP

*District grade levels will exceed the state average in content areas measured by Wyoming state assessments.

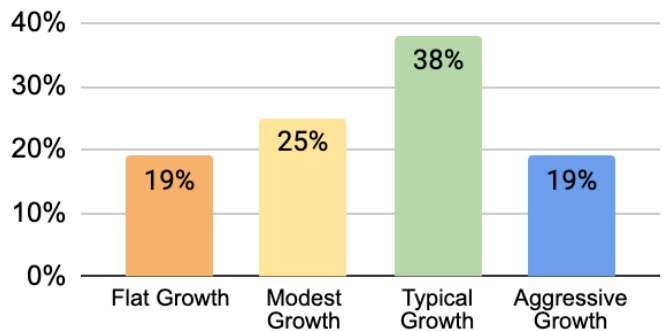
			School	District	State
Year	Grade	Subject	% Proficient & Advanced	% Proficient & Advanced	% Proficient & Advanced
2020-21	3	Math	53.2	38.6	50.5
2020-21	3	ELA	51.1	45.6	50.3
2020-21	4	Math	64.8	49.2	49.8
2020-21	4	ELA	46.3	44.9	48.7
2020-21	4	Science	51.8	49.6	48.2
2020-21	5	Math	67.4	48.5	51.2
2020-21	5	ELA	51.2	47.5	54.6
2020-21	6	Math	45.6	49.9	48.1
2020-21	6	ELA	54.4	54.4	58.9

District Assessment - Fastbridge (Fall to Spring Growth)

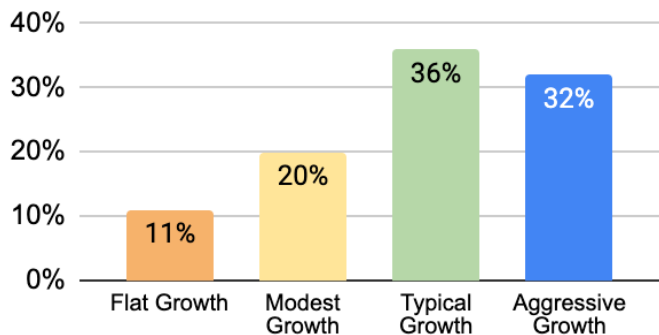
2nd Grade A Reading



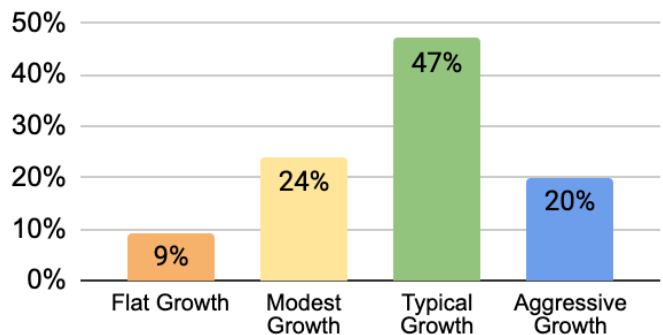
2nd Grade A Math



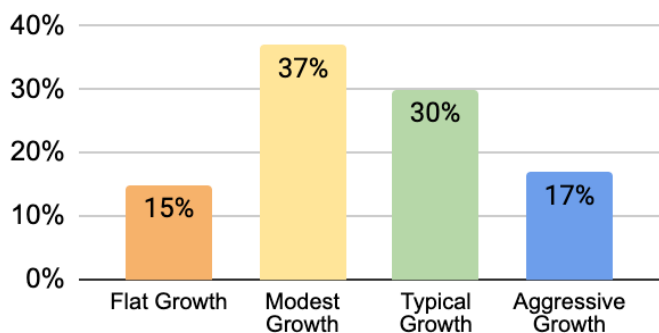
3rd Grade A Reading



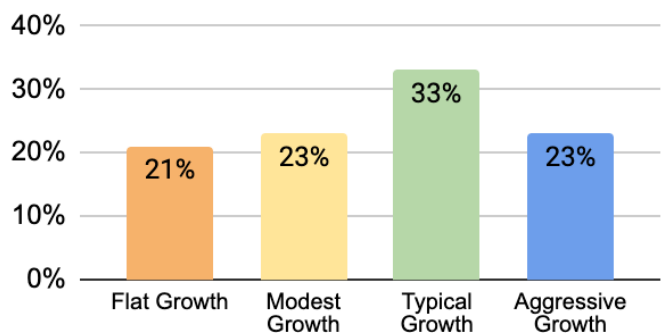
3rd Grade A Math



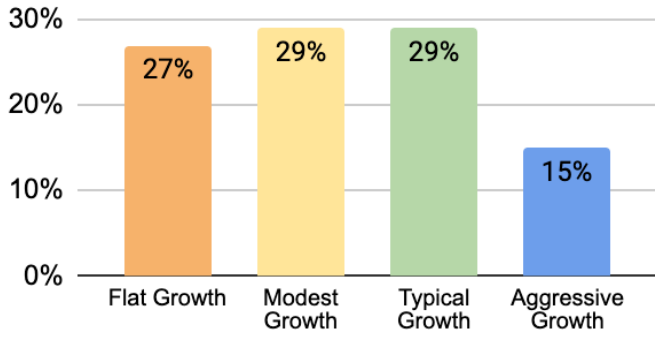
4th Grade A Reading



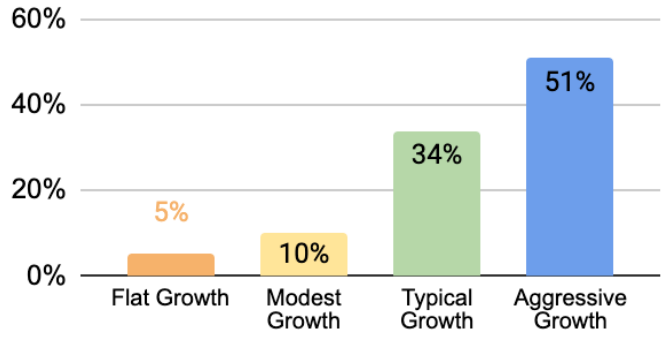
4th Grade A Math



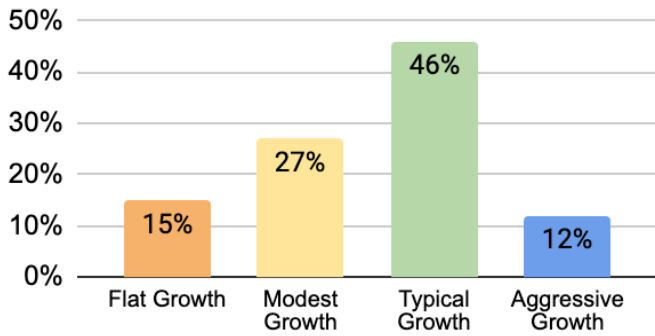
5th Grade A Reading



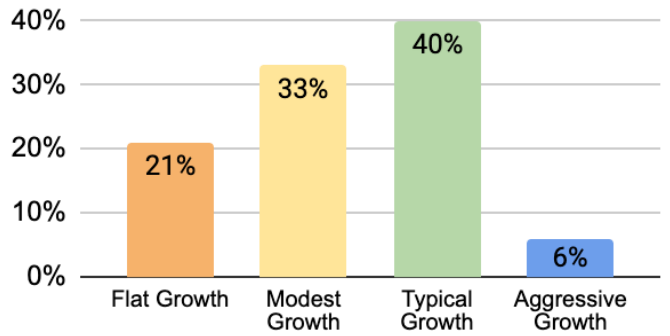
5th Grade A Math



6th Grade A Reading



6th Grade A Math



School Improvement Goals:

- Prairie Wind Students will improve in Fastbridge Assessment aReading from overall 62% proficient to overall 70% proficient.

Interventions

- Reading Recovery
- ELO 4 days a week
- Tier II Intervention based on Common Formative Assessments
- Daily Tier III Intervention (30 minutes ELA)
- Fastbridge Curriculum-based Measure Monitoring (CBM) Groups
- LLI, Word Study, IRLA, Phonemic Awareness

Action Plan

- Weekly Collaboration Meetings focused on student performance
- Monthly Collaborative Data collection and adjustments for Tier III instruction
- Fastbridge Monitoring Groups adjusted using progress monitoring tailored to students' missing skills.

School Improvement Goal #2

- Prairie Wind students will also improve in Fastbridge Assessment aMath from overall 50% proficient to overall 58% proficient.

Interventions

- ELO 4 days a week
- Tier II Intervention based on Common Formative Assessments
- Daily Tier III Intervention (30 minutes math)
- Fastbridge Curriculum-based Measure Monitoring (CBM) Groups
- AVMR

Action Plan

- Weekly Collaboration Meetings focused on student performance
- Monthly Collaborative Data collection and adjustments for Tier III instruction
- Fastbridge Monitoring Groups adjusted using progress monitoring tailored to students' missing skills.