

Meadowlark Elementary
Board Report
2021-2022

School Demographics

Staff	2019-2020	2020-2021	2021-2022
Certified	26	26	27
ESP	25	24	24

School Enrollment

Fall	Jr K	K	1	2	3	4	5	6	Total
Oct. 1st 2019	NA	32	33	40	36	35	42	40	258
Oct. 1st 2020	NA	30	33	34	33	32	36	40	238
2021-2022 (Current)	NA	27	27	32	27	31	27	33	204

Subgroups

*Subgroup data from the state is a year behind.

		2019-2020			2020-2021			2021-2022 Current		
Category		School	District	State	School	District	State	School	District	State
Gender	Female	50%	49%	48%	56%	49%	48%	51%	49%	TBD
	Male	50%	51%	52%	44%	51%	52%	49%	51%	TBD
IEP		10%	12%	14%	9%	12%	14%	8%	11%	TBD
Free/Reduced		49%	32%	35%	44%	35%	33%	56%	30%	TBD
Mobility		21%	16%	NA	17%	14%	NA	TBD	TBD	NA
ELL		12%	4%	3%	16%	4%	3%	17%	4%	TBD
Ethnicity	White	74%	83%	78%	72%	83%	77%	73%	85%	TBD
	Hispanic	19%	12%	14%	21%	12%	14%	20%	11%	TBD
	Other Minority	7%	5%	8%	7%	5%	9%	7%	4%	TBD

Overall School Performance

Overall School Performance on Indicators

Only students enrolled for a full academic year (FAY) are included (FAY is from first school day in October to midpoint in test window)

Indicator	WAEA Target Level	ESSA Norm Category	Count of Students	Description
Growth	N/A	N/A		WAEA: The mean student growth percentile (MGP) in reading and math combined for all students in grades four through eight as measured from prior year PAWS to current year WY-TOPP.
				ESSA: The mean student growth percentile (MGP) in ELA and math combined for all students grades four through ten.
Equity	N/A	N/A	;	The weighted mean student growth percentile (MGP) with MGP of students who scored in the bottom 25% of students on the prior year test weighted at 80% and the MGP of the remaining students weighted at 20%.The reported count of students for this indicator reflects the number of students with tests in the consolidated subgroup and the number of students with tests not included in the consolidated subgroup. In some cases, students have a test in each group.
Achievement*	Below Target 45	Below Average 45.1	143	WAEA: The percent proficient or above on the state test in English language arts, mathematics, and science.
			143	ESSA: The percent proficient or above on the state test in English language arts and mathematics.
ELP	Meets Target 43	Average 43.3	30	The percent of English learners who met their annual goal for English language proficiency.

* A school's achievement score may be lowered if the school does not meet the 95% participation rate requirement

FAY School Participation Rate Status WAEA: **Met**

FAY School Participation Rate Status ESSA: **Met**

Overall School Performance

	WAEA Performance Category Cut Scores			ESSA Performance Category Cut Scores		
	Below Targets	Meeting Targets	Exceeding Targets	Below Average	Average	Above Average
Growth	<	>= and <	>=	<	>= and <	>=
Equity	<	>= and <	>=	<	>= and <	>=
Achievement	< 51	>= 51 and < 68	>= 68	< 47.7	>= 47.7 and < 58.6	>= 58.6
ELP	< 36	>= 36 and < 60	>= 60	< 27.7	>= 27.7 and < 50.0	>= 50.0

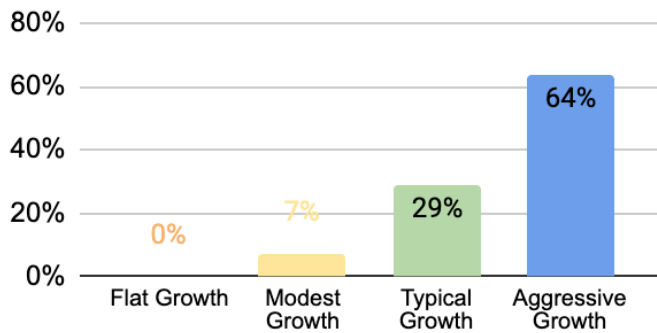
State Assessment WY-TOPP

*District grade levels will exceed the state average in content areas measured by Wyoming state assessments.

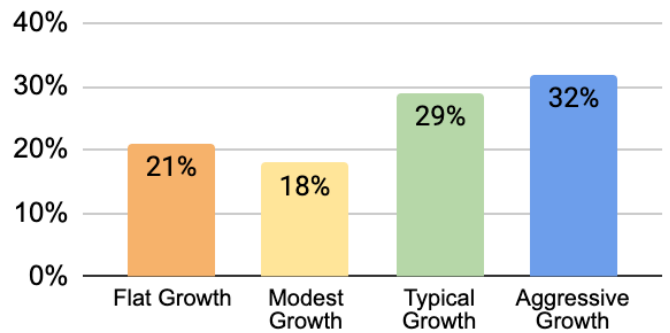
			School	District	State
Year	Grade	Subject	% Proficient & Advanced	% Proficient & Advanced	% Proficient & Advanced
2020-21	3	Math	52.8	38.6	50.5
2020-21	3	ELA	38.9	45.6	50.3
2020-21	4	Math	47.1	49.2	49.8
2020-21	4	ELA	41.2	44.9	48.7
2020-21	4	Science	48.5	49.6	48.2
2020-21	5	Math	40.5	48.5	51.2
2020-21	5	ELA	38.1	47.5	54.6
2020-21	6	Math	45.2	49.9	48.1
2020-21	6	ELA	50.0	54.4	58.9

District Assessment - Fastbridge (Fall to Spring Growth)

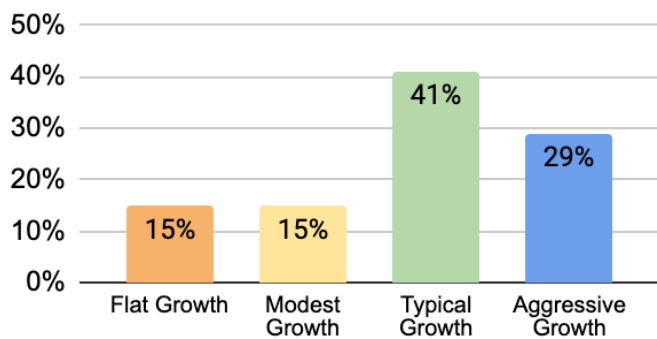
2nd Grade A Reading



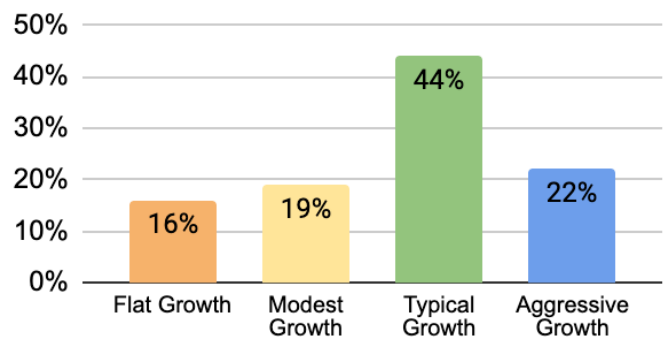
2nd Grade A Math



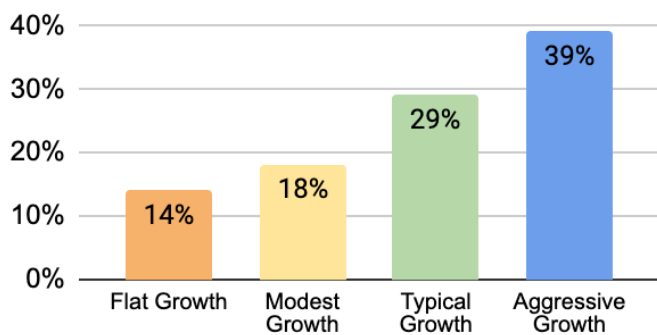
3rd Grade A Reading



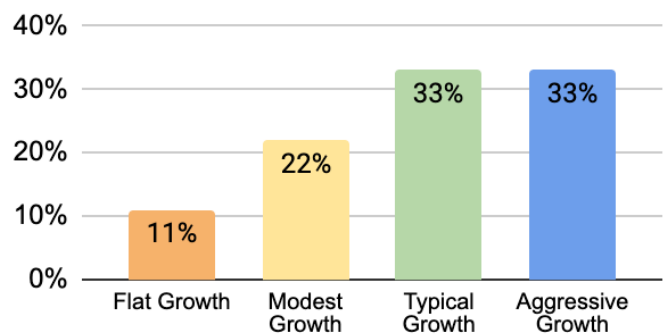
3rd Grade A Math



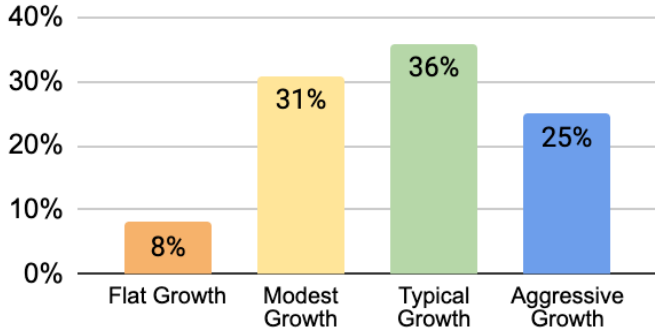
4th Grade A Reading



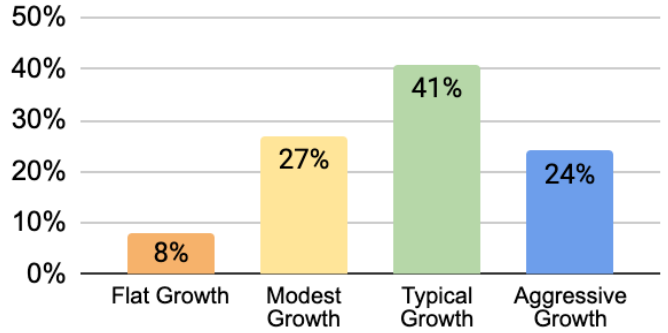
4th Grade A Math



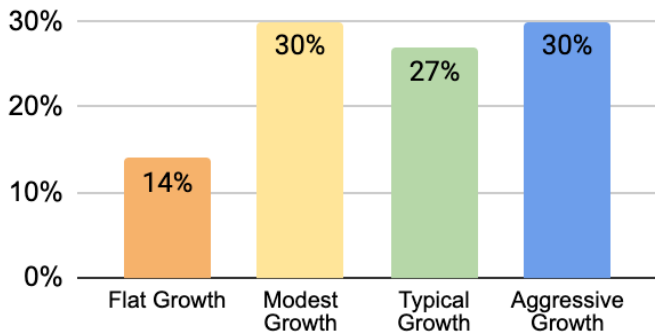
5th Grade A Reading



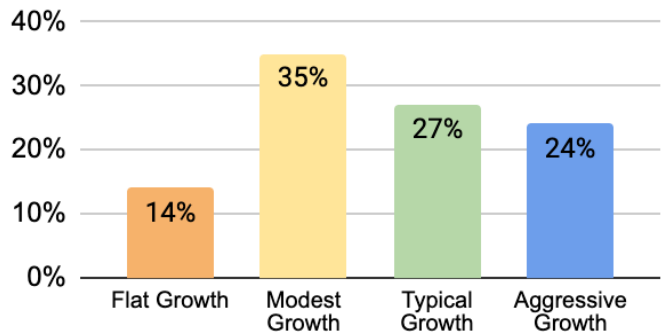
5th Grade A Math



6th Grade A Reading



6th Grade A Math



School Improvement Goal:

Goal: Raise student achievement and obtain a “Meeting” expectations rating for the 2021-2022 school year.