

Buffalo Ridge Elementary
Board Report
2021-2022

School Demographics

Staff	2019-2020	2020-2021	2021-2022
Certified	36	36	36
ESP	26	26	27

School Enrollment

Fall	Jr K	K	1	2	3	4	5	6	Total
Oct. 1st 2019	NA	48	59	56	59	56	62	81	421
Oct. 1st 2020	NA	56	47	56	53	60	58	56	386
2021-2022 (Current)	NA	60	62	48	67	62	61	66	426

Subgroups

		2019-2020			2020-2021			2021-2022 Current		
Category		School	District	State	School	District	State	School	District	State
Gender	Female	51%	49%	48%	52%	49%	48%	50%	49%	48%
	Male	49%	51%	52%	48%	51%	52%	50%	51%	52%
IEP		9%	12%	14%	11%	12%	14%	13%	11%	14%
Free/Reduced		21%	32%	35%	14%	35%	33%	10%	22%	33%
Mobility		13%	16%	NA	14%	14%	NA	TBD	TBD	NA
ELL		2%	4%	3%	1%	4%	3%	0%	5%	2%
Ethnicity	White	88%	83%	78%	94%	83%	77%	90%	85%	77%
	Hispanic	8%	12%	14%	5%	12%	14%	5%	11%	14%
	Other Minority	4%	5%	8%	1%	5%	9%	5%	4%	9%

Overall School Performance

Overall School Performance on Indicators

Only students enrolled for a full academic year (FAY) are included (FAY is from first school day in October to midpoint in test window)

Indicator	WAEA Target Level	ESSA Norm Category	Count of Students	Description
Growth	N/A	N/A		WAEA: The mean student growth percentile (MGP) in reading and math combined for all students in grades four through eight as measured from prior year PAWS to current year WY-TOPP.
				ESSA: The mean student growth percentile (MGP) in ELA and math combined for all students grades four through ten.
Equity	N/A	N/A	;	The weighted mean student growth percentile (MGP) with MGP of students who scored in the bottom 25% of students on the prior year test weighted at 80% and the MGP of the remaining students weighted at 20%.The reported count of students for this indicator reflects the number of students with tests in the consolidated subgroup and the number of students with tests not included in the consolidated subgroup. In some cases, students have a test in each group.
Achievement*	Below Target 50	Average 48.7	219	WAEA: The percent proficient or above on the state test in English language arts, mathematics, and science.
			219	ESSA: The percent proficient or above on the state test in English language arts and mathematics.
ELP	N/A	N/A	3	The percent of English learners who met their annual goal for English language proficiency.

* A school's achievement score may be lowered if the school does not meet the 95% participation rate requirement

FAY School Participation Rate Status WAEA: **Met**

FAY School Participation Rate Status ESSA: **Met**

Overall School Performance

	WAEA Performance Category Cut Scores			ESSA Performance Category Cut Scores		
	Below Targets	Meeting Targets	Exceeding Targets	Below Average	Average	Above Average
Growth	<	>= and <	>=	<	>= and <	>=
Equity	<	>= and <	>=	<	>= and <	>=
Achievement	< 51	>= 51 and < 68	>= 68	< 47.7	>= 47.7 and < 58.6	>= 58.6
ELP	< 36	>= 36 and < 60	>= 60	< 27.7	>= 27.7 and < 50.0	>= 50.0

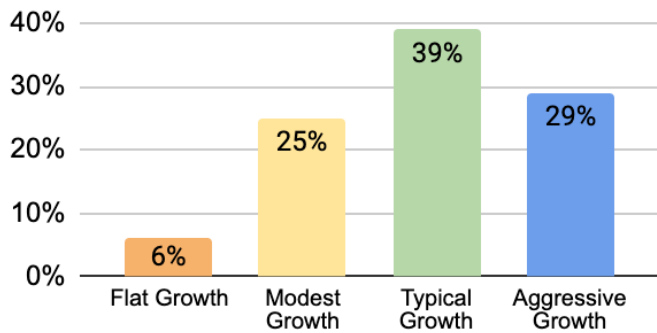
State Assessment WY-TOPP

*District grade levels will exceed the state average in content areas measured by Wyoming state assessments.

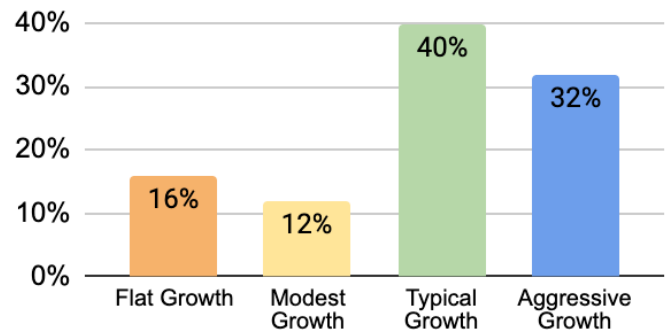
			School	District	State
Year	Grade	Subject	% Proficient & Advanced	% Proficient & Advanced	% Proficient & Advanced
2020-21	3	Math	32.7	38.6	50.5
2020-21	3	ELA	43.6	45.6	50.3
2020-21	4	Math	58.3	49.2	49.8
2020-21	4	ELA	56.7	44.9	48.7
2020-21	4	Science	63.3	49.6	48.2
2020-21	5	Math	37.3	48.5	51.2
2020-21	5	ELA	40.7	47.5	54.6
2020-21	6	Math	55.4	49.9	48.1
2020-21	6	ELA	61.4	54.4	58.9

District Assessment - Fastbridge (Fall to Spring Growth)

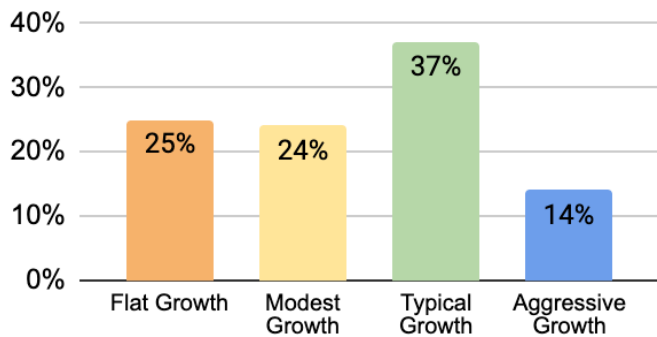
2nd Grade A Reading



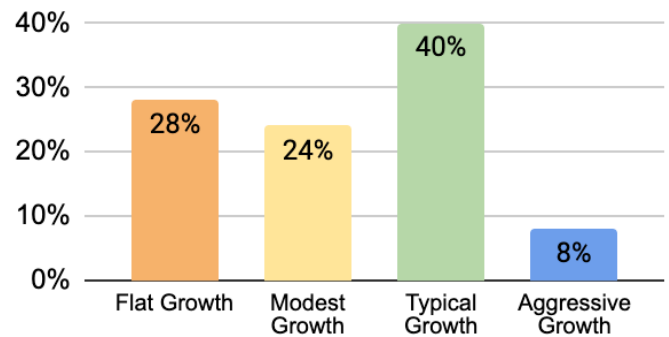
2nd Grade A Math



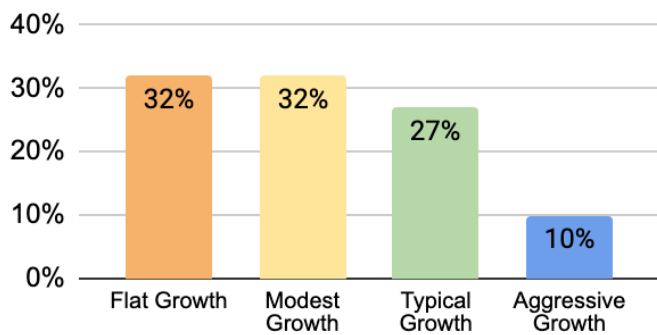
3rd Grade A Reading



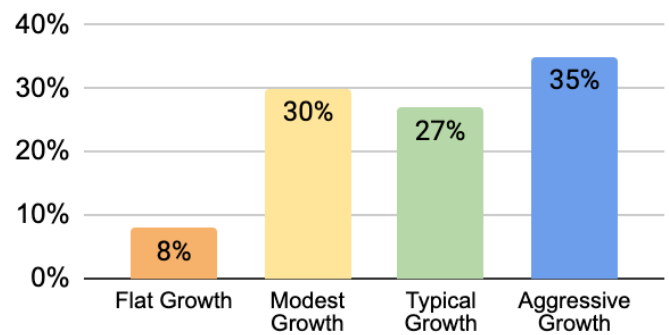
3rd Grade A Math



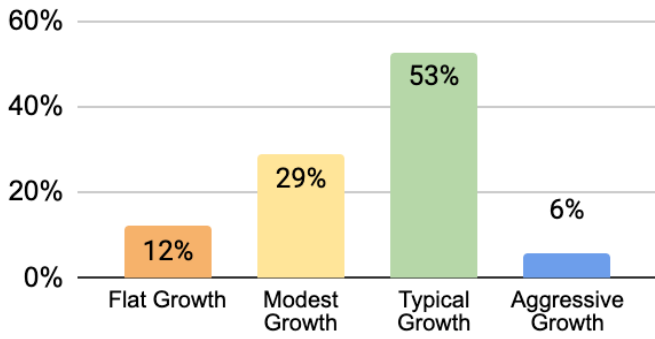
4th Grade A Reading



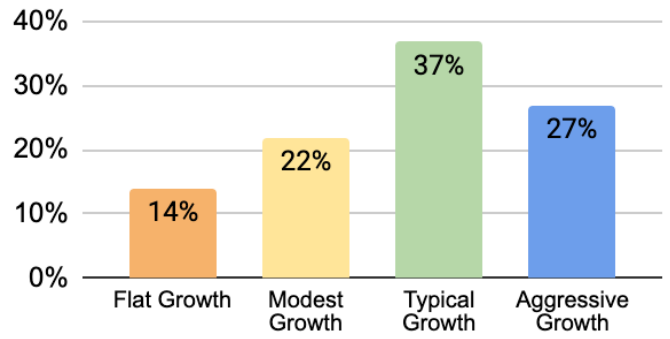
4th Grade A Math



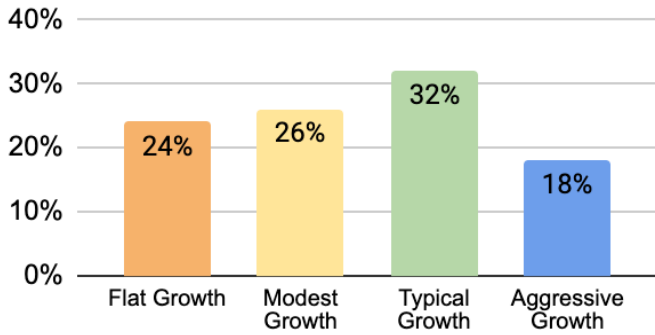
5th Grade A Reading



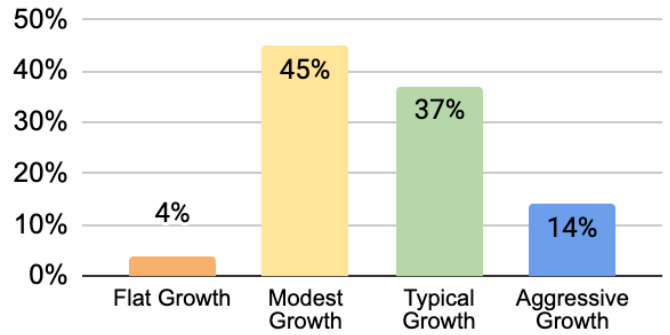
5th Grade A Math



6th Grade A Reading



6th Grade A Math



School Improvement Goal:

School Improvement Goal #1:

Our school will increase our overall proficiency in 3rd grade math by 5% as measured by the 2021-22 summative state assessment.

School Improvement Goal #2:

Our school will increase our overall proficiency in 5th grade math by 5% as measured by the 2021-22 summative state assessment.